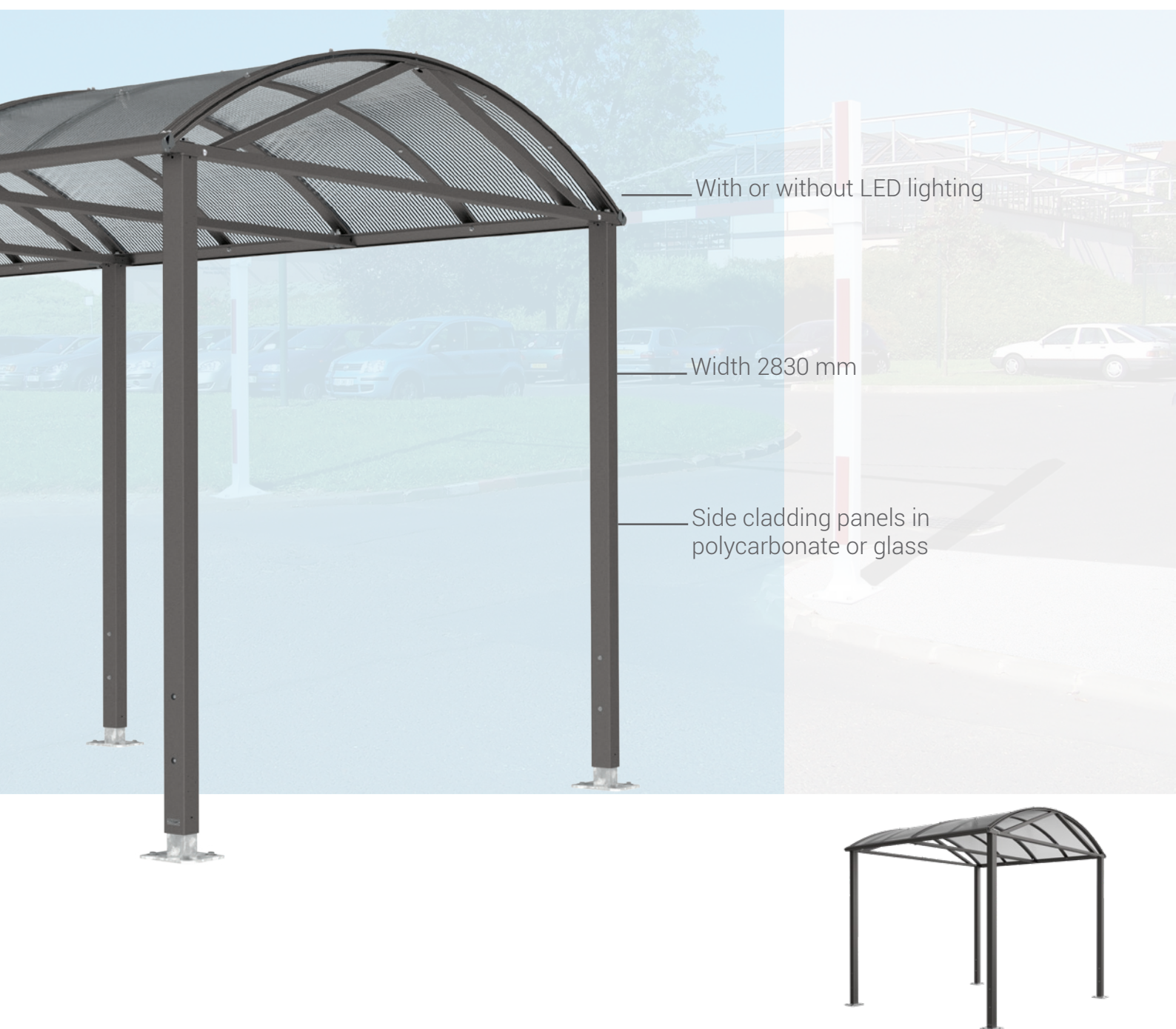
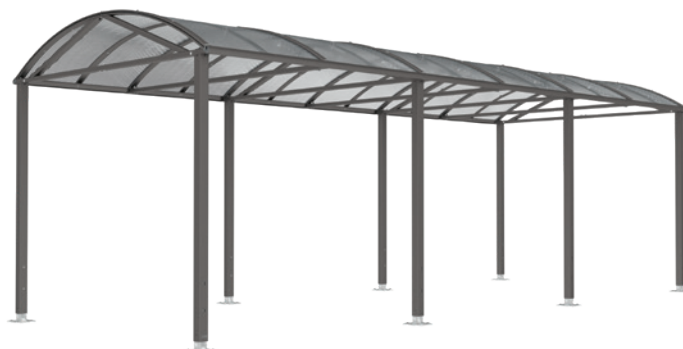


ROUTE "L" covered walkway



TECHNICAL SPECIFICATIONS

- > Dimensions:
Width 2830 x Lengths 2500 x Height 2796 mm
- > Posts: 80 x 80 mm steel tube squares
- > Canopy: 60 x 40 mm aluminium tube cross-members and aluminium gutters, painted to match our colours, 10 mm thick anti-UV treated polycarbonate honeycomb canopy
- > Extension module, width 2520 mm



Ref. 599806 + 599807

INSTALLATION RECOMMENDATIONS

- > On base plates galvanised, height-adjustable feet, expansion plugs supplied

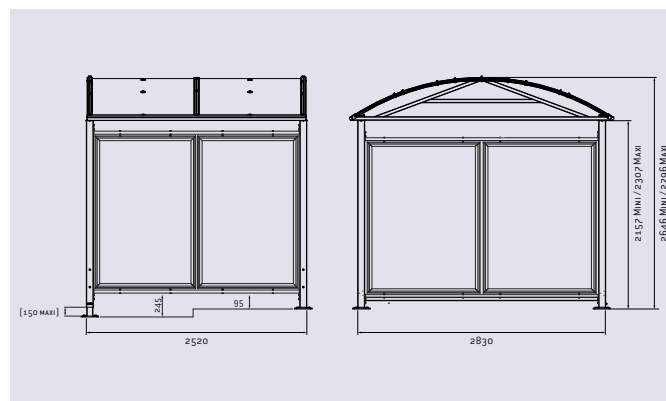
OPTIONS

- > Left and right cladding panels: aluminium profiled frame and 10 mm thick, UV-stabilised, polycarbonate honeycomb glazing
- > LED lighting: Assembled on an aluminium tube. 220V power supply, to be connected by a professional (circuit breaker not supplied)

REFERENCES

| | |
|--|--------|
| Covered walkway - Initial unit | 599806 |
| Covered walkway - Extension module | 599807 |
| Options | |
| Side wind protectors for roof (for initial unit and additional units) (for 1 side) | 599814 |
| Option: LED Lighting | 509041 |

DIAGRAM



PAINT FINISH

- > Galvanised and painted steel in our colours

| | | | | |
|----------|----------|----------|---------------|---------------|
| | | | | |
| RAL 3020 | RAL 3004 | RAL 5010 | RAL 6005 | RAL 8017 |
| | | | | |
| RAL 7044 | RAL 9010 | RAL 9005 | PROCITY® Grey | Corten effect |

Adjustable foot

